
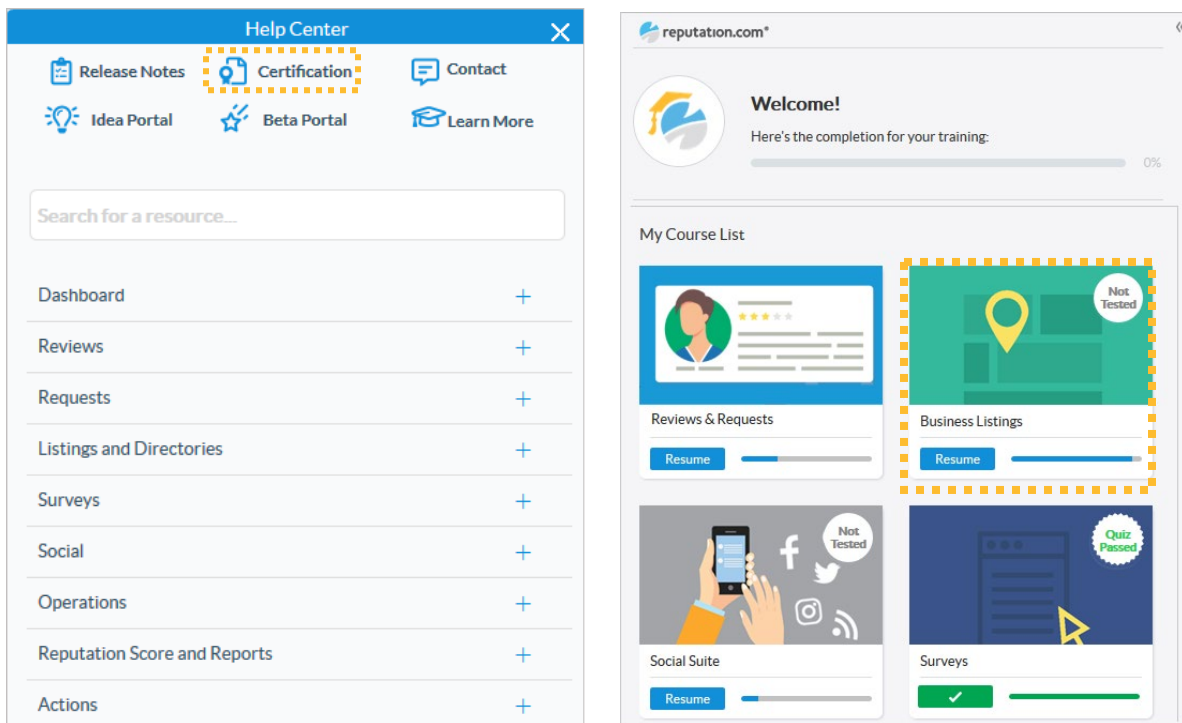


Get Certified on Reputation Solutions!

Solution Courses are available with an annual training subscription. Once the related solution(s) are enabled for your account, find the certification courses within the Help Center on the [Reputation platform](#).

1. After logging into the platform, click the prompt or the  in the upper right corner to open the Help Center.
2. Within the Help Center, click **Certification**, and click **Start** begin a course.



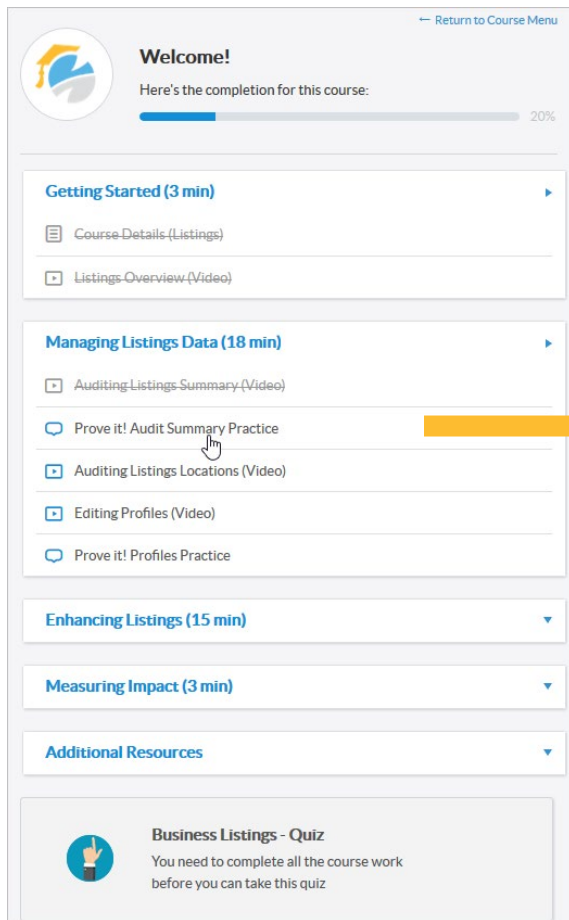
What courses are available?

To help keep things simple, you'll only see the courses that relate to the modules you use. View the Customer Training page for a complete list of courses and descriptions:

<https://help.reputation.com/customers/>

How do the courses work?

Inside each course, watch short videos, read best practices, and interact with the platform features using onscreen walk-thrus.



Welcome!
Here's the completion for this course: 20%

Getting Started (3 min)

- Course Details (Listings)
- Listings Overview (Video)

Managing Listings Data (18 min)

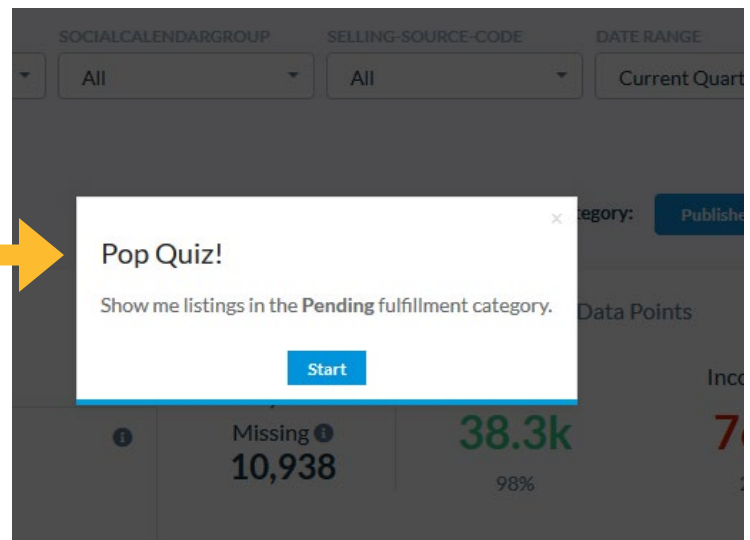
- Auditing Listings Summary (Video)
- Prove it! Audit Summary Practice
- Auditing Listings Locations (Video)
- Editing Profiles (Video)
- Prove it! Profiles Practice

Enhancing Listings (15 min)

Measuring Impact (3 min)

Additional Resources

Business Listings - Quiz
You need to complete all the course work before you can take this quiz

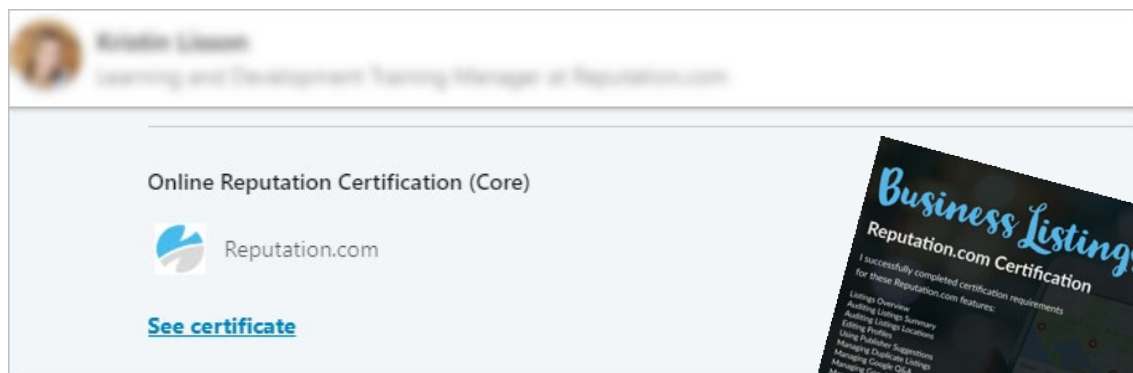


Pop Quiz!
Show me listings in the Pending fulfillment category.

Start

Missing 10,938 38.3k 98%

After completing each certification course, you can obtain a Certification URL to print or showcase your new skills online, such as on your LinkedIn profile. Have fun and good luck!



Online Reputation Certification (Core)

Reputation.com

[See certificate](#)

